



**UNITED
NATIONS**

UNEP/EA.6/INF/14



**United Nations
Environment
Programme**

Distr.: General
6 February 2024
English only

**United Nations Environment Assembly
of the United Nations Environment Programme
Sixth session**
Nairobi, 26 February–1 March 2024
Item 5 of the provisional agenda*

International environmental policy and governance issues

Information on the implementation of paragraph 24 of resolution 5/7 on the sound management of chemicals and waste, presenting a paper entitled “Options for addressing asbestos contaminants in products and the environment”

Note by the secretariat

1. In paragraph 24 of resolution 5/7 on the sound management of chemicals and waste, the United Nations Environment Assembly of the United Nations Environment Programme (UNEP) requested the Executive Director of UNEP, subject to the availability of resources and in cooperation with the World Health Organization, to present a full range of options for addressing asbestos contaminants in products and the environment for consideration by the Environment Assembly at its sixth session.
2. In response to this request, UNEP, in cooperation with the World Health Organization and with input from the International Labour Organization, prepared a paper entitled “Options for addressing asbestos contaminants in products and the environment”.
3. The paper, presented in the annex to the present note, provides an overview of the foundational knowledge on asbestos, including its adverse impacts on human health and the environment, and the material flows along the life cycle. It outlines lessons learned from regulatory approaches applied in various countries, provides considerations on alternatives, and presents a range of recommended options for addressing asbestos in the environment.

* UNEP/EA.6/1.

Annex

Information on the implementation of paragraph 24 of resolution 5/7 on the sound management of chemicals and waste, presenting a paper entitled “Options for addressing asbestos contaminants in products and the environment”

Options for addressing asbestos contaminants in products and the environment.

About the document

Following the request from the fifth session of the United Nations Environment Assembly (UNEA), a joint paper on ‘Options for addressing asbestos contaminants in products and the environment’ was prepared by United Nations Environment Programme (UNEP) in cooperation with World Health Organization (WHO)¹ and with inputs from International Labour Organization (ILO).²

The following paper provides an overview of the foundational knowledge on asbestos, including its adverse impacts on the human health and the environment, and the material flows along the life cycle. It outlines lessons learned from regulatory approaches applied in various countries, provides considerations for safe alternatives and presents a range of recommended options for addressing asbestos in the environment. The paper does not encompass an exhaustive review of all available information and references but is a summary of a rapid review.

Key findings

- Evidence persists that exposure to asbestos and asbestos containing materials (ACMs) threatens the health of humans, causing severe diseases including mesothelioma, asbestosis and cancers of the lung, larynx, and ovary.
- Millions of metric tons of asbestos are still in buildings and in products across the world, and new ACMs are being manufactured and introduced into commerce.
- The threat of asbestos to humans and to the environment is particularly dire in areas where there is a lack of coordinated asbestos management plans, reduced awareness about asbestos health risks, or delay in the implementation of asbestos-ban.
- Globally in 2016, occupational exposure to asbestos caused an estimated 209,481 deaths, which stands for more than 70 per cent of all deaths from work-related cancers.
- Asbestos contamination as an impurity has been found in consumer products, including powdered cosmetics, baby powder and crayons.

¹ Disclaimer: WHO’s technical input is being provided on the understanding that this document contains the report prepared by UNEP at the request of UNEA (“the Report”) and does not represent the views, decisions or policies of WHO. The designations employed and the presentation of the material in the Report do not imply the expression of any opinion whatsoever on the part of WHO concerning the legal status of any country, territory, city or area or of its authorities, or concerning the delimitation of its frontiers or boundaries. Dotted and dashed lines on maps represent approximate border lines for which there may not yet be full agreement. The mention of specific companies or of certain manufacturers’ products in the Report does not imply that they are endorsed or recommended by WHO in preference to others of a similar nature that are not mentioned. WHO’s technical input is being provided without warranty of any kind, either expressed or implied. The responsibility for the interpretation and use of the material lies with the reader. In no event shall WHO be liable for damages arising from its use.

² Disclaimer: ILO’s technical input is being provided on the understanding that this report was prepared by UNEP at the request of UNEA and does not represent the views, decisions or policies of ILO. The designations employed in ILO publications, which are in conformity with United Nations practice, and the presentation of material therein do not imply the expression of any opinion whatsoever on the part of the ILO concerning the legal status of any country, area or territory or of its authorities, or concerning the delimitation of its frontiers. The responsibility for opinions expressed in signed articles, studies and other contributions rests solely with their authors, and publication does not constitute an endorsement by the ILO of the opinions expressed in them. Reference to names of firms and commercial products and processes does not imply their endorsement by the ILO, and any failure to mention a particular firm, commercial product or process is not a sign of disapproval.

- There is ongoing evidence that mismanagement of asbestos is resulting in elevated healthcare expenses that surpass any benefits. Over the lifetime of all patients with an asbestos-related disease, burden of disease costs has been estimated to be US\$11 billion.
- Efforts to tackle the continuing risks of asbestos have been implemented, yielding valuable lessons. Asbestos mining and use persist because regulations on asbestos are weak or inadequate; there is low awareness on hazards of asbestos exposure and on the availability of safer alternatives; and removal of asbestos from existing structures is costly and complex.
- An examination of the economic effects of asbestos bans concluded that in countries that transitioned away from asbestos, no negative economic impact was seen following the enforcement of the bans.
- In certain instances, the lack of consensus within the government has hindered national efforts to implement effective controls and/or bans on asbestos use, highlighting the difficulty of achieving multisectoral governance.

Considering the existing evidence, the following five recommended options for management of asbestos are suggested to guide relevant stakeholders and others:

- Option 1: Reinforcing legal frameworks and institutional mechanisms to bolster the elimination asbestos-related diseases by stopping the use of all types of asbestos and managing asbestos risks across its entire life cycle.
- Option 2: Investigating and adopting safer alternatives to asbestos and incorporating innovative and sustainable solutions throughout product value chains, using a life-cycle approach.
- Option 3: Adopting evidence-based strategies to deal with asbestos already in use and to tackle the legacy uses and exposure to asbestos.
- Option 4: Cultivating partnerships and improving resource mobilization, to reinforce capacity-building and advance awareness-raising efforts about the risks of asbestos.
- Option 5: Enhancing the generation of comprehensive knowledge and data, strengthening early diagnosis, treatment, and rehabilitation services, and ensuring access to information concerning asbestos to support informed decision-making and actions.

These options align with the strategic objectives and targets outlined in the Global Framework on Chemicals - For a Planet Free of Harm from Chemicals and Waste (GFC). The GFC's unique and multi-stakeholder approach can contribute to addressing asbestos contaminants in products and the environment while driving the transformational shift towards innovation to provide safer and more sustainable products and advancement of sustainable consumption and production patterns.

The outlined options for addressing asbestos-related issues are mutually reinforcing, creating a comprehensive and interconnected strategy. Customizing these five options to align with specific regional and national conditions is essential for effectively managing and mitigating the risks associated with asbestos contamination in both products and the environment.

Option 1 serves as a foundational pillar, focusing on reinforcing legal frameworks and institutional mechanisms to eliminate asbestos-related diseases. Robust legal structures and institutional support are vital for ensuring compliance, monitoring asbestos life cycles, and enforcing the cessation of asbestos use.

Options 2, 3, and 5 build upon this foundation, providing practical measures such as exploring safer alternatives, adopting evidence-based strategies for existing asbestos, and emphasizing knowledge generation and access.

Option 4 acts as a cross-cutting element, centred around partnerships, resource mobilization, capacity-building, and awareness efforts. By fostering collaborations and enhancing awareness, Option 4 strengthens the overall capacity to implement legal, practical, and knowledge-based measures proposed in Options 1, 2, 3, and 5.

Together, these options collectively form a synergistic and mutually supportive strategy to effectively tackle the challenges associated with asbestos.

Introduction: addressing asbestos matters

While progress in minimizing adverse impacts of asbestos and ACMs has been made, more innovative, ambitious, and urgent action by all stakeholders and sectors is needed to protect present and future generations.

As detailed in Figure 1, exposure to asbestos may happen through different pathways and releases.

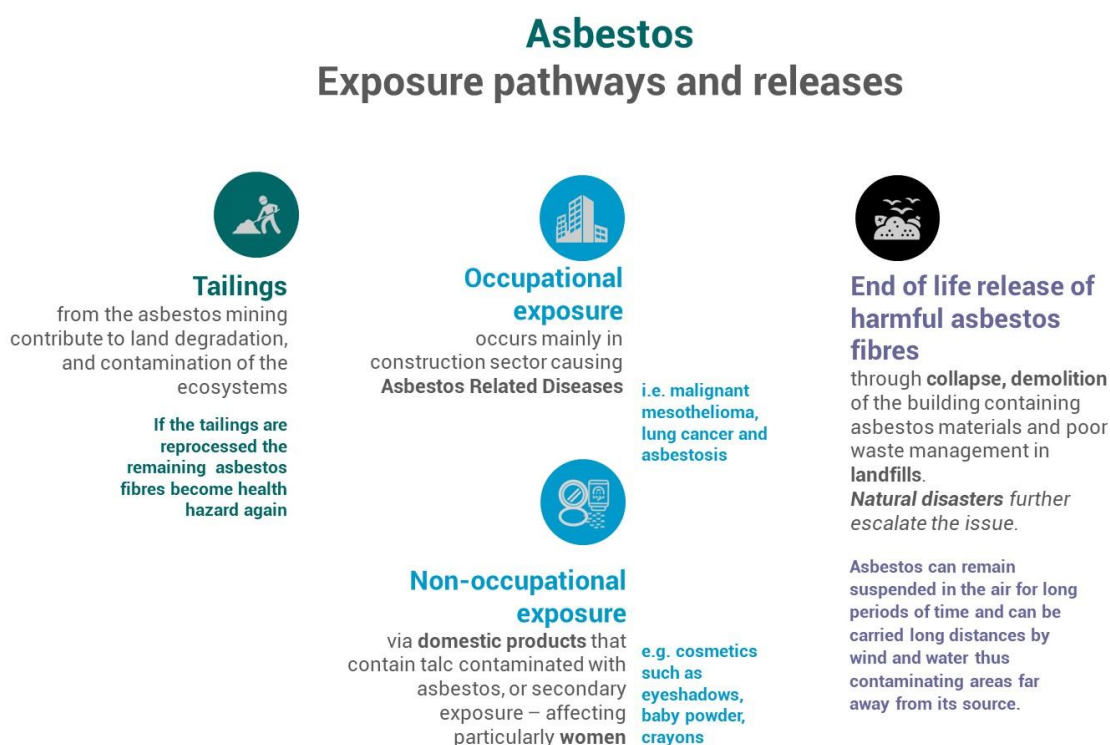


Figure 1. Asbestos exposure pathways and releases

(Sources: Landrigan 1992; Olsen *et al.* 2011; Emmett and Cakouros 2017; ILO 2019; Wallis *et al.* 2020; WHO 2021; Indiana Department of Environmental Management 2023; ILO 2023)

Globally as of 2016, occupational exposure to asbestos represented over 70 per cent of deaths from work-related cancers (WHO/ILO Joint Estimates). It caused an estimated 209,481 deaths and the loss of 3.97 million disability-adjusted life years from trachea, bronchus, and lung cancers; ovary cancer; larynx cancer; and mesothelioma (WHO and ILO 2021; Pega *et al.* 2022). Most of the workers exposed to asbestos belong to the construction sector, followed by waste management, and mining and quarrying related jobs (Mandrioli *et al.* 2018; European Commission 2022; Schlünssen *et al.* 2023).

Non-occupational exposures, often affecting women, are more likely to be under-recognized and underestimated (D'Agostin *et al.* 2018; Krówczyńska and Wilk 2019). Because of occupational gender differences, women have a higher risk of exposure from domestic products such as talc contaminated with asbestos, or secondary exposure to asbestos, for example from family members working with asbestos carrying residues home with them (Gordon *et al.* 2014). Studies have shown that over 60 per cent or greater of mesothelioma cases in women are likely attributable to non-occupational asbestos exposures (Rake *et al.* 2009; Lacourt *et al.* 2014).

Health impacts

All forms of asbestos can cause asbestos-related diseases (International Agency for Research on Cancer [IARC] 2012; WHO 2014a). This includes asbestiform minerals, such as erionite and antigorite and all forms of asbestos found as a natural contaminant of other minerals, e.g. talc, vermiculite and feldspar.

Exposure to asbestos causes cancers of the lung, larynx and ovary and asbestosis. Asbestos acts as a carcinogen in lung carcinoma and the combination of cigarette smoking and asbestos exposure greatly increases the risk of lung cancer (Villeneuve *et al.* 2012). Asbestosis is a respiratory disease marked by inflammation and scarring of the lungs that restricts lung expansion (Carbone *et al.* 2011). For all of these, the latency period from the time of first inhalation of asbestos to detectable disease is characteristically long; for mesothelioma, the risk of disease plateaus around 50 years after first exposure (Reid *et al.* 2014).

ILO has a long history in the identification of diseases as occupational for the purpose of their prevention and compensation. The List of Occupational Diseases Recommendation, 2002 (No. 194), adopted by the International Labour Conference in 2002, annexed a list of occupational diseases, which was revised in 2010 (ILO 2010). The causal relationship between work and disease is established based on clinical and pathological data, occupational background and job analysis, identification, and evaluation of occupational risk factors and of the role of other risk factors (ILO 2009).

Environmental effects

When construction, demolition, mining and manufacturing activities release asbestos into the environment, it contaminates the air (where it can be inhaled) (Bautista Sierra and Lamus Delgadillo 2019; Pena-Castro *et al.* 2023), water (where it can be ingested) (Cunningham and Pontefract 1971; Murr and Kloska 1976; Andersen *et al.* 1993; Varga 2000; Wang and Cullimore 2010; Bunderson-Schelvan *et al.* 2011; Kim *et al.* 2013; WHO 2014a; Di Ciaula and Gennaro 2016; Di Ciaula 2017; Punurai and Davis 2017; Van Laarhoven *et al.* 2021; Avataneo *et al.* 2022a; Avataneo *et al.* 2022b; WHO 2022; Zavašnik *et al.* 2022; Pena-Castro *et al.* 2023) and soil (where it can easily be distributed and redistributed into the air and water) (Ricchiuti *et al.* 2020). Asbestos can remain suspended in the air for long periods of time and can be carried long distances by wind or water before settling, thus contaminating areas far away from its source. Asbestos does not break down or biodegrade (Indiana Department of Environmental Management 2023).

Studies on the impact of asbestos on wild fauna and flora is scarce. The findings from studies conducted on animals mirror the established health impacts of asbestos in humans. Various tests were conducted to assess the carcinogenicity of asbestos through different administration methods in rats, hamsters, mice and humans. Inhalation of amosite, anthophyllite and tremolite resulted in mesothelioma and lung carcinomas in rats, while intrapleural administration led to mesothelioma. Additionally, intrapleural administration of amosite and anthophyllite induced mesothelioma in hamsters. Mice and rats subjected to intraperitoneal administration of amosite exhibited peritoneal tumours, including mesothelioma. Similarly, when administered through the same route, tremolite and actinolite induced abdominal tumours in rats (IARC 1987; Soffritti *et al.* 2003). These experimental results provide insights into the carcinogenic effects of asbestos and its various forms across different animal species. Asbestos fibres were observed in several wild animal species such as rodents living in and around asbestos contaminated areas (Puleio *et al.* 2013; Campopiano *et al.* 2020; Ingravalle *et al.* 2020). The anatomopathological analysis conducted by the Campopiano *et al.* 2020 study showed that 60 per cent of the examined animals had macroscopic lesions affecting their lungs.

Deterioration of ecosystems is evident in many asbestos mines, particularly closed/abandoned sites. For instance, in southeastern Quebec, asbestos mining residues cover an area of 2308 hectares. About 800 million tonnes of tailings are vestiges of this mining industry, along with socio-economic and environmental impacts resulting from mine closure. Ecological restoration of asbestos tailings and waste rock involves many considerations, including high costs and health risks related to asbestos dust exposure during the process (L'evesque *et al.* 2020).

Social and economic effects

Living with an asbestos-related disease is a burden for patients and their families, who experience a compromised quality of life. Costs associated with reduced quality of life cannot be compared or added to other economic costs. Over the lifetime of all patients with an asbestos-related disease, burden of disease costs is estimated to be US\$11 billion (Aljunid *et al.* 2020). For example, the annual global healthcare costs associated with asbestos are estimated to be US\$2.4–3.9 billion, excluding the additional costs of pain, suffering and welfare losses. In the United States alone, asbestos litigation costs have been estimated at another US\$2.3 billion per year (WHO 2018a).

Despite the significant costs of inaction on asbestos, some countries have not developed strong policies on asbestos phase out or control due to the assumed negative economic impact of such measures (WHO 2018a). However, an

assessment of the economic costs to society of asbestos production and use, published by WHO and the economic consulting company National Economic Research Associates [NERA] in 2017, showed no significant negative economic impact from asbestos bans or declines in asbestos production or use (WHO 2018a).

On the other hand, costs arising from the victims' compensations and legal actions against companies are significant. In some specific cases these compensation claims can be for large sums and may place the very survival of the company in doubt. The scale of this reimbursement and its economic impact depends both on the quantities of asbestos used in a given country and, above all, on the social security provisions in place for workers (International Social Security Association [IISA] 2006). For example, European Union legislation has implemented regulations aimed at safeguarding against and preventing asbestos exposure risks in work environments, however the legal frameworks on compensation for victims vary across European countries³ (Institute for International Research, Development, Evaluation and Counselling 2013).

Text box 1: Measures to support asbestos victims in Japan (*Source: Japan Research Office on Environment 2008, otherwise referred in particular*)

Two legal instruments address the health aspects of asbestos: the Industrial Accident Compensation Insurance Act (Industrial Accident Act), 1947, and the Act on Asbestos Health Damage Relief (Asbestos Relief Act), 2006. A worker who is exposed to asbestos and develops asbestos-related diseases such as asbestosis, lung cancer or mesothelioma is subject to compensation under the Industrial Accident Act. However, victims from household exposure or environmental exposure are not covered.

The Asbestos Relief Act was developed to fill the gap in the Industrial Accident Act to provide compensation to the asbestos victims and bereaved families. In fiscal year 2022, a total of 1,310 cases were covered under these two schemes (Japan Ministry of Health Labour and Welfare 2023).

Many countries have also introduced asbestos victim relief schemes to resolve the issue of victims of asbestos related diseases not receiving compensation through conventional legal orders (Lee *et al.* 2021).

Life cycle

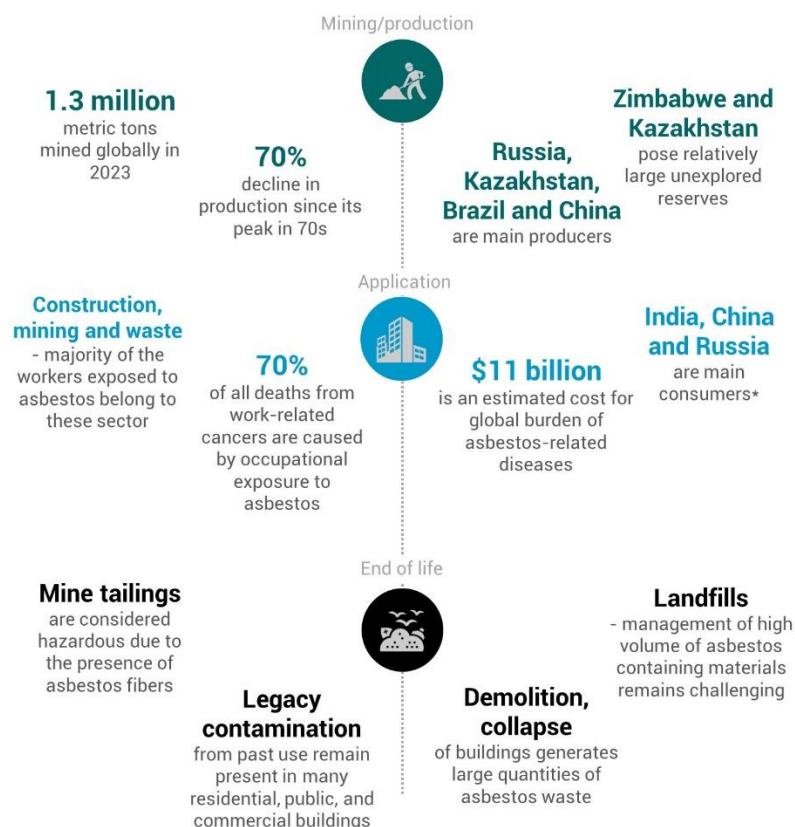
The asbestos life cycle and value chain encompass the entire process – from mining to processing, manufacturing and distribution of asbestos and asbestos-containing materials. This also includes installation, use, maintenance, and renovation, covering the various stages that asbestos-containing materials undergo from extraction or manufacturing to disposal or removal.

Figure 2 highlights key facts and figures about asbestos along value chain.

³ Most European Union Member States (except Estonia) have a specific occupational diseases compensation system. The specific systems give different benefits to those given for non-occupational diseases. In countries which have specific compensation systems, benefits are often more generous. Cash benefits may be higher, the way of calculating the pension (in case of permanent injury) is more favourable to the victim, and other benefits can be offered, such as rehabilitation. In those countries that do not have a specific system of compensation, a temporary loss of ability to work is covered under the general health insurance system, while disability and death are covered by the relevant disability or pension insurance provisions (European Commission 2013). Croatia and Slovenia, however, have a specific compensation system for occupational asbestos-related diseases (Institute for International Research, Development, Evaluation and Counselling 2013).

Asbestos along value chain

Key facts and figures



* The asbestos consumption is estimated by comparing country's supply (production and/or imports of asbestos material) minus reported exports. According to the data from 2022, India is the leading asbestos consumer, followed by China and Russia (consult Figure 3 for more details)

Figure 2. Asbestos along value chain – key facts and figures

(Sources: Godish 1989; LaDou 2004; Ramazzini 2010; International Agency for Research on Cancer [IARC] 2012; WHO 2014a; Henderson and Leigh 2017; Rackley 2017; Spasiano and Pirozzi 2017; Aljunid et al. 2020; United States Geological Survey [USGS] 2023; World Bank, United Nations Conference on Trade and Development, International Trade Centre, United Nations Statistics Division and World Trade Organization [WTO] 2023a and 2023b)

At its peak in the 1970s, global asbestos production was as high as 4.8 million metric tons. Thanks to accumulated knowledge on its adverse health effects, many countries strengthened the regulations on asbestos use. In 2023, the world mine production of asbestos was estimated to be approximately 1.3 million metric tons (United States Geological Survey [USGS] 2023). The Russian Federation and Kazakhstan produce the largest volumes of asbestos (700,000 and 230,000 metric tons respectively), followed by Brazil (with 190,000 metric tons) and China (130,000 metric tons) (USGS 2023).

Global asbestos reserves are estimated to be large, even though available information is insufficient to make accurate estimates for many countries (USGS 2023). In 2021, top exporters of asbestos were the Russian Federation (600,569 metric tons), Kazakhstan (232,366 metric tons) and Brazil (153,571 metric tons) (World Bank [WB], United Nations Conference on Trade and Development [UNCTAD], International Trade Center (ITC), United Nations Statistical Division (UNSD) and World Trade Organization [WTO] 2023a). Top importers of asbestos were India (409,987 metric tons), Indonesia (130,038 metric tons) and China (140,088 metric tons) (WB, UNCTAD, ITC, UNSD and WTO 2023b).

Zou et al. 2023 analysed 66,156 trade records from the United Nations Comtrade database for the period of 2004–2019 covering 46 chemicals or groups listed under the Rotterdam Convention to look into the continuing large-scale global

trade and illegal trade of highly hazardous chemicals. From that study, the top trade flows of asbestos materials in 2022 can be estimated (see Figure 3).⁴ Currently, the same HS code 2524.90 is assigned for actinolite, anthophyllite, amosite, chrysotile and tremolite. The crocidolite trade shows a clear declining tendency (for example, about 0.3 kilo tonnes in 2019, which is 2 per cent of the trade volume in 2010). By contrast, trade activities for the other five varieties remain constant since 2013 – at an annual trade of around 1 megaton – with chrysotile being dominant.

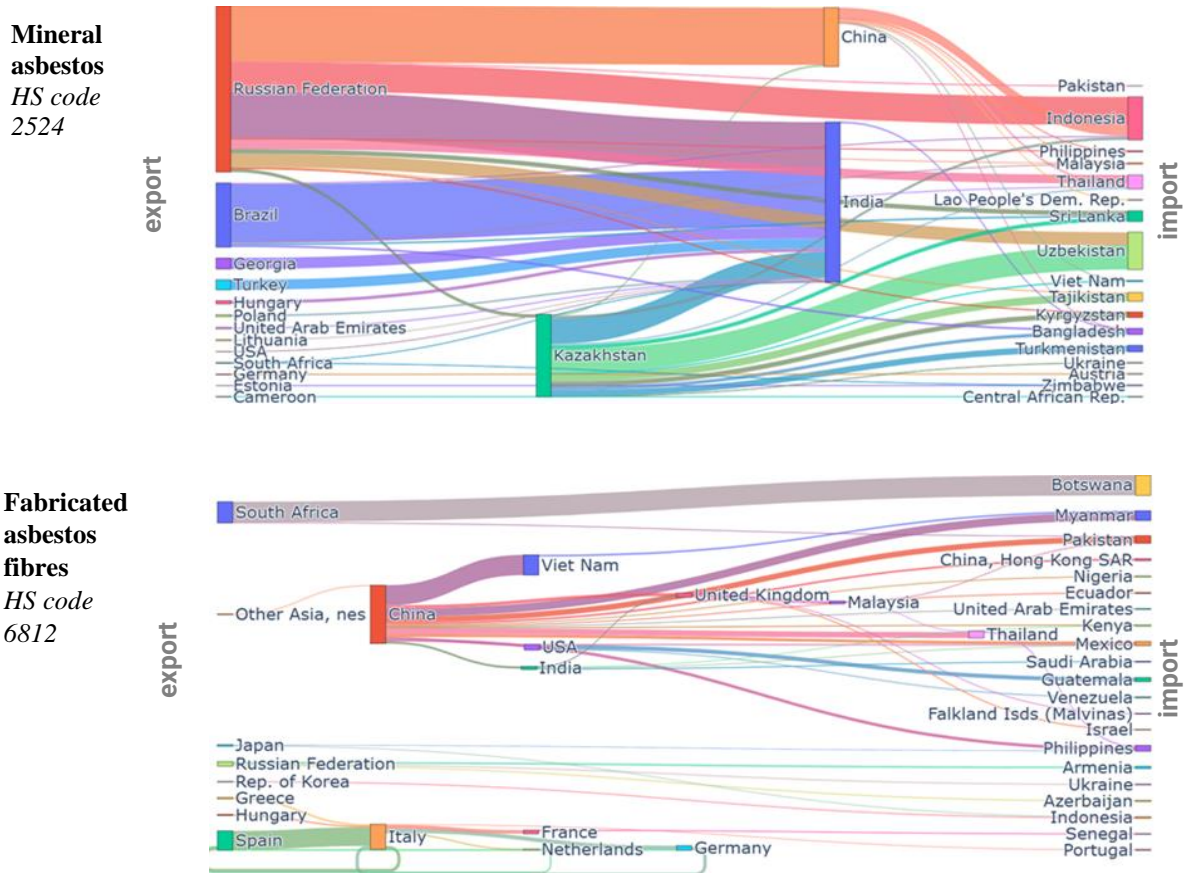


Figure 3. Top trade flows of asbestos materials in 2022

(Source: Zou et al. 2023)

The major use of asbestos globally is in asbestos cement construction materials such as cement pipe and roofing sheets (WHO 2014b; USGS 2023). To better understand the trends in use and trade of asbestos, the concept of material consumption could be applied. The asbestos consumption is estimated by comparing country’s supply (production and/or imports of asbestos material) minus reported exports.

Figure 4, presenting data from 2022, shows India as the leading asbestos consumer, followed by China and the Russian Federation.

⁴ Five varieties of asbestos are currently listed under the Rotterdam Convention (actinolite, anthophyllite, amosite, crocidolite and tremolite). The listing of chrysotile asbestos in the Convention has been considered by the governing body of the Convention since its 3rd meeting in 2006.

Production + import - export in 2022, tonnes



Data source: USGS Mineral Commodity Summaries 2023

Figure 4. World asbestos consumption

(Source: USGS Mineral Commodity Summaries 2013)

The waste materials left over from asbestos mining operations include asbestos tailings, which are typically considered hazardous due to the presence of asbestos fibres (USGS 2023). The quantity of asbestos mine tailings available globally was estimated in 2017 to be in the range from two to six billion tonnes (Rackley 2017). In some cases, the tailings might be reprocessed to extract remaining asbestos (USGS 2023).

Asbestos is part of the daily life of the population as asbestos-containing materials are present in many buildings constructed and renovated before the 1990s (Thives *et al.* 2022). Large quantities of asbestos remain a legacy from past use in construction of many residential, public and commercial buildings (Ramazzini 2010). As of 2009, there were about 150 million m² of asbestos-based products in use and more than two thousand million m² of cement-asbestos roofings (Gualtieri *et al.* 2009). For example, Japan found substantial asbestos presence in public facilities including schools, hospitals, wholesale markets, train stations and bus terminals (Japan Research Office on Environment 2008). In the United States of America, there was asbestos in approximately 840,000 public and commercial buildings including schools (Powell *et al.* 2015). In the Republic of Korea, a large amount of imported asbestos was used in the roofing material of a government-led project to remodel old buildings during the 1970s (Choi *et al.* 1998), much of which was still in place as of the start of this decade (Kim *et al.* 2020). The Australian government estimated that the disposal flow of asbestos is estimated to peak at about 167 thousand tons in 2030 (Asbestos Safety and Eradication Agency of Australia [ASEA] 2021).

When buildings that were constructed or refurbished with asbestos containing materials, are demolished or collapsed it generates large quantities of asbestos waste, leading to the release of harmful asbestos fibres (Kim *et al.* 2015). For example, more than 5,000 tons of asbestos waste was discovered after the collapse of the World Trade Center in New York, and the amount of released asbestos fibres reached 555 times the acceptable limit (Klotter 2002).

Natural disasters further escalate the issue⁵ by exposing firefighters, first-aid responders and clean-up workers to the harmful asbestos possibly present in the damaged buildings (Fire Safe Council Santa Barbara County 2023). According to a study conducted in Poland, at the current removal rate of asbestos-containing products, these materials are unlikely to be eliminated from the country by the established deadline (end of 2032) and are likely to persist for at least 27 years and up to 193 years, depending on the specific province. On a national scale, an average removal rate indicates that a total of 83 years would be required for the comprehensive elimination of asbestos products (Klojzy-Karczmarczyk and Staszczak 2022).

Asbestos waste materials from demolition or removal are often disposed of in landfills and rarely disposed of in its pure fibrous form – rather it is commonly combined within a building material matrix, e.g. concrete. This greatly increases the volume of asbestos containing materials to landfill. Assuming an average asbestos concentration of five per cent, the total contaminated waste ultimately requiring disposal is estimated to be about four billion tonnes globally (Wallis *et al.* 2020). Deteriorating asbestos-containing building materials and continuing use of asbestos in some countries will only add to this burden (Wallis *et al.* 2020).

⁵ For example, the 2019 Tropical Cyclone Idai caused catastrophic damage and a humanitarian crisis in Mozambique, Zimbabwe and Malawi, leaving more than 1,300 people dead and many more missing. The cyclone left a high exposure of hazardous waste, primarily asbestos from lusalite sheets (ILO 2019). Construction workers were particularly exposed when clearing up older damaged buildings (ILO 2023).

Several factors drive continued asbestos mining and use and hinder its environmentally sound management. First, countries continue to use asbestos, claiming that it is economical and useful (Frank 2020). Weak or inadequate asbestos regulations can enable its continued use in certain industries or products (Rotterdam Convention Secretariat 2023). Secondly, asbestos-related diseases, such as mesothelioma and asbestosis, have a long latency period, sometimes spanning several decades (French Institute for Public Health Surveillance 2011; Huh *et al.* 2022). This delay can make it challenging to link current exposure to future health problems, leading to complacency (Luus 2007). Limited awareness about the dangers of asbestos exposure and the existence of safer alternatives also contributes to its continued use. While the awareness is lacking in some, in others, the issue of asbestos is seen as something of the past, even as many buildings and industrial facilities constructed before asbestos bans still contain asbestos-containing materials. Removing asbestos from existing structures is extremely costly and complex (Quezada *et al.* 2018).

Asbestos regulations and bans: status and lessons learned

The ILO Asbestos Convention, 1986 (No. 162), together with other international labour standards, including several relevant conventions and recommendations⁶, provide a solid legal bases as well as practical guidance for comprehensive preventive measures at the national and enterprise levels to protect workers and prevent asbestos-related diseases. Convention No. 162 applies to all activities involving exposure of workers to asbestos in the course of work. The key provisions concern the replacement of asbestos or of certain types of asbestos or products containing asbestos with other materials or products evaluated as less harmful, the total or partial prohibition of the use of asbestos or of certain types of asbestos or products containing asbestos in certain work processes, and measures to prevent or control the release of asbestos dust into the air and to ensure that the exposure limits or other exposure criteria are complied with and also to reduce exposure to as low a level as is reasonably practicable. Furthermore, Convention No. 162 provides that “employers shall dispose of waste containing asbestos in a manner that does not pose a health risk to the workers” and “appropriate measures shall be taken by the competent authority and by employers to prevent pollution of the general environment by asbestos dust released from the workplace.”⁷

The Rotterdam Convention includes all types of asbestos of the amphibole group (namely actinolite, amosite, anthophyllite, crocidolite and tremolite) in its Annex III of chemicals that have been banned or severely restricted for health or environmental reasons by two or more Parties and which the Conference of the Parties (COP) to the Rotterdam Convention has decided to subject to the prior informed consent (PIC) procedure. Chrysotile asbestos has been considered by the COP for inclusion in Annex III since its third meeting in 2006. However, Parties have not reached consensus on the listing of chrysotile asbestos, including at the eleventh meeting in 2023, when the COP decided to defer further consideration of the matter to its twelfth meeting.

Under the Basel Convention, Annexes I and VIII on categories of wastes to be controlled include entry Y36 Asbestos (dust and fibres) and entry A2050 Waste asbestos (dust and fibres). Wastes listed under any category contained in Annex I and Annex VIII are hazardous wastes, unless they do not possess any of the characteristics contained in Annex III and are subject to the Convention’s provisions, namely that transboundary movements of these wastes are controlled through the Convention’s prior informed consent procedure, the generation of these wastes is reduced to a minimum, and their environmentally sound management (ESM) is promoted.

The World Health Organization is also committed to working with countries along the following four strategic directions (WHO 2018a): 1) By recognizing that the most efficient way to eliminate asbestos-related diseases is to stop the use of all types of asbestos; 2) By providing information about solutions for replacing asbestos with safer substitutes and developing economic and technological mechanisms to stimulate its replacement; 3) By taking measures to prevent exposure to asbestos in place and during asbestos removal; 4) By improving early diagnosis, treatment and rehabilitation services for asbestos-related diseases and establishing registries of people with past and/or current exposure to asbestos.

⁶ In particular the Occupational Cancer Convention and Recommendation, 1974, the Working Environment (Air Pollution, Noise and Vibration) Convention and Recommendation, 1977, the Occupational Safety and Health Convention and Recommendation, 1981, the Occupational Health Services Convention and Recommendation, 1985, the list of occupational diseases as revised in 1980 appended to the Employment Injury Benefits Convention, 1964, as well as the Code of practice on safety in the use of asbestos, published by the International Labour Office in 1984, and establishes the principles of national policy and action.

⁷ ILO Asbestos Convention text available at:

https://www.ilo.org/dyn/normlex/en/f?p=NORMLEXPUB:12100:0::NO::P12100_ILO_CODE:C162.

At the national level, a range of options for managing the import, manufacture, sale, use and reuse of asbestos and asbestos containing materials has been applied. According to the International Ban Asbestos Secretariat there are 69 countries that have banned asbestos to date (see Figure 5). In some other cases, countries have not officially banned asbestos but have ratified ILO conventions that aim to protect workers and prevent asbestos-related diseases.

To ensure the compliance with the ban and to manage the related asbestos issues, various measures have been documented at the national level, including:

- Development of national strategy roadmaps, including National Asbestos Profile (NAP)⁸ as an internationally standardized instrument that is designed to define the baseline situation of a country and measure its progress towards eliminating asbestos-related diseases (Arachi *et al.* 2021) (see text box 2).
- Establishment of the national inventories, e.g. with an aim to 1) record exposure and health impacts^{9,10}; 2) maintain public record of buildings that contain asbestos¹¹; or 3) track companies that might produce.¹²
- Creation of the national coordinating committee on asbestos among relevant ministries (see text box 4).
- Awareness campaigns and providing public access to information on the asbestos contamination ways to prevent exposure.¹³
- Use of occupational disease lists (ODLs) as essential legal mechanisms for recognizing exposure to occupational hazards and assisting in settling compensations.¹⁴

⁸ Including: Australia, Bangladesh, Bulgaria, Cambodia, Germany, India, Indonesia, Japan, Lao, North Macedonia, Mongolia, Nepal and Philippines. E.g. Australia developed a National Strategic Plan for Asbestos Awareness and Management (Asbestos National Strategic Plan) to eliminate asbestos-related diseases in by preventing exposure to asbestos fibres. The Asbestos National Strategic Plan 2019–2023 builds on the previous plan’s progress. It complements and enhances existing asbestos policies, plans and actions at all levels of government. Its priorities are (1) asbestos awareness, (2) identification, (3) removal and (4) international collaboration (Asbestos Safety and Eradication Agency of Australia [ASEA] 2023).

⁹ E.g. Australian National Asbestos Exposure Register (NAER) that records information for members of the community who may have been exposed to asbestos, for their future reference (Asbestos Safety and Eradication Agency of Australia [ASEA] 2023a). However, as the NAER is voluntary and self-reported and the information recorded is based on each registrant’s recollection of events, the data does not provide an accurate picture of asbestos exposures or asbestos-related disease in Australia (Asbestos Safety and Eradication Agency of Australia [ASEA] 2022a).

¹⁰ The French National Mesothelioma Surveillance Program (NMSP) was established in 1998 by the National Institute for Health Surveillance (InVS). Its objectives are to estimate the trends in mesothelioma incidence and the proportion attributable to occupational asbestos exposure, to help improve its diagnosis, to assess its compensation as an occupational disease and to contribute to research (Goldberg *et al.* 2006).

¹¹ In Canada, the National Asbestos Inventory lists all buildings owned or leased by Public Services and Procurement Canada (PSPC) and indicates whether they contain asbestos as of December 2022 (Government of Canada 2023).

¹² In the United States, the Asbestos Information Act (Public Law 100-577) helped to provide transparency and identify the companies making certain types of asbestos-containing products by requiring manufacturers to report production to the Environment Protection Agency (US Environment Protection Agency [EPA] 2023).

¹³ For example Worksafe New Zealand, the primary agency overseeing asbestos management in New Zealand, provides awareness resources on the official Worksafe government site, covering topics such as working with asbestos, guidance for homeowners and landlords, licensing for asbestos removal companies, asbestos disposal, importing asbestos-containing materials, and personal protective equipment - <https://www.worksafe.govt.nz/topic-and-industry/asbestos/>. Additionally, the New Zealand Demolition and Asbestos Association have established a website to furnish tradespeople and homeowners with clear information on mitigating the risks of asbestos exposure. The platform combines regulatory requirements with practical advice on asbestos identification and safe work practices to minimize exposure - <https://www.asbestosawarenz.com>.

¹⁴ E.g. European Union (EU) Member States in Central and Eastern Europe (CEE) have adopted the EU list of occupational diseases into their own legal framework.

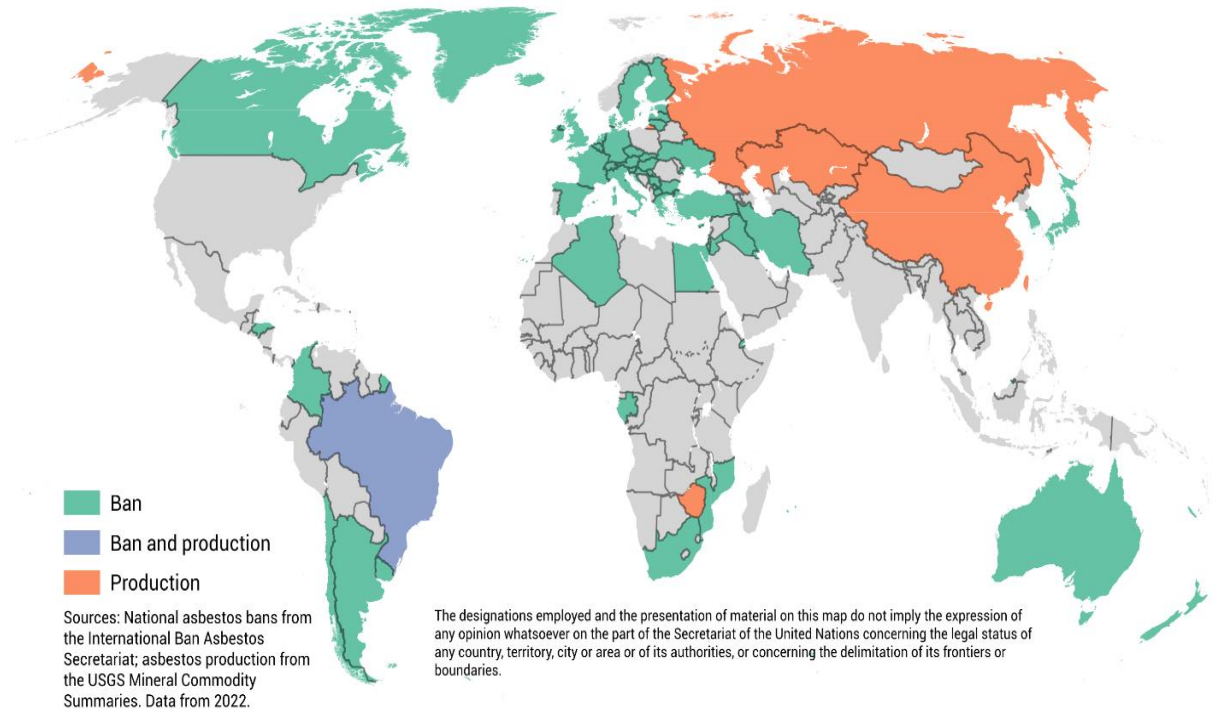


Figure 5. Global Asbestos Bans and Production¹⁵

(Sources: National asbestos bans from the International Ban Asbestos Secretariat 2022; Asbestos production from the USGS Mineral Commodity Summaries 2022)

Text box 2. National Action Plan to address asbestos and asbestos containing materials – Poland case study (Source: Ministry of Development and Technology 2024)

In Poland, a comprehensive legal framework¹⁶ prohibits the production, trade and introduction of products containing asbestos within the national customs territory. Recognized in EU documents¹⁷, Poland is acknowledged as a leader in endeavours to eliminate asbestos within its borders, reflecting the country's commitment to upholding high standards of environmental safety.

However, the significant challenge in the asbestos removal process lies in the widespread distribution of asbestos-containing products throughout Poland, particularly in residential and agricultural structures. This extensive dispersion poses a considerable obstacle to the overall asbestos removal efforts, complicating the task of addressing asbestos-related risks in various communities.

¹⁵ Brazil imposed a ban in 2017, but a state law under dispute in the courts has been keeping the asbestos mine operational. On February 23, 2023, Brazil's Supreme Court (STF) upheld a decision banning the commercial exploitation of asbestos (source: Brazil Asbestos Ban Upheld! (ibasecretariat.org)).

¹⁶ These regulations, outlined in the Act of June 19, 1997, the Labor Code of April 26, 1974, the Environmental Protection Law of April 27, 2001, and the Waste Act of December 14, 2012, and their associated implementing acts, establish stringent measures for asbestos protection.

¹⁷ Opinion of the European Economic and Social Committee on 'Freeing the EU from asbestos' (2015/C 251/03) – "Today, Poland is the only EU country that has established a nation-wide programme for the removal of all existing asbestos estimated at EUR 10 billion up to 2030, with a clear timeframe and the corresponding financing through a mixture of public (State, EU programmes) and private (owners, territorial associations, etc.) means. This type of initiative needs to be launched in all EU countries." Opinion of the European Economic and Social Committee on 'Working with Asbestos in Energy Renovation' (own-initiative opinion) (2019/C 240/04) – "Poland is a notable exception: the country has an ambitious asbestos abatement programme that enjoys public support and is facilitated by the existence of a publicly accessible register for asbestos." European Parliament resolution of 20 October 2021 with recommendations to the Commission on protecting workers from asbestos (2019/2182(INL)) – "Welcomes the fact that several Member States and regions are currently pursuing ambitious plans to remove asbestos from the built environment with clear timelines, including the Netherlands, Poland and Flanders."

From 2004 to 2013, extensive research assessed asbestos fibres concentrations in the air across 949 municipalities in Poland, encompassing 1634 measurement points.¹⁸

The Programme for Asbestos Abatement in Poland, executed from 2009 to 2023, has demonstrated significant achievements. This programme involved extensive training, reaching 196 thousand individuals, subsidies for inventory initiatives, clean-up of former asbestos-producing plants, financial support programmes for product removal, and educational activities for construction-related fields. The Amiantus initiative targeted former employees to detect asbestos-related diseases, contributing to occupational health reporting.

As of January 2024, the Asbestos Database has inventoried 8.6 million tons of asbestos-containing products, with 1.7 million tons of asbestos waste neutralized, reflecting the programme's substantial impact on reducing asbestos-related risks and enhancing environmental and public health in Poland.

Lessons learned

An examination of the economic effects of asbestos bans (using country-level data) concluded that as countries have shifted away from asbestos, no observable negative economic impact; and that continued use of asbestos is expected to result in substantial costs, including health costs as well as remediation/removal costs and potential litigation costs (Allen *et al.* 2018).

Text box 3. Economic transition after the asbestos ban in Quebec, Canada (Source: Allen *et al.* 2018)

At its peak in 1970, Canada produced 1.5 million metric tons of asbestos (43 per cent of the world total). Most of the Canadian asbestos production took place in one province – Quebec. The last two asbestos mines in Canada, both located in Quebec, closed in 2011. After mines closure, the Government of Canada launched initiative to support the economic transition of communities economically linked to the chrysotile asbestos industry. The initiative was in effect until 2020 and had a budget of C\$50 million for projects to create jobs in the secondary and tertiary sectors. The town of Asbestos in the Estrie (Eastern Townships) region, for example, received funding for construction of a new road to facilitate expansion of an industrial park and the renovation of regional park reception centre to help accommodate visitor traffic and develop the tourism industry.

In some cases, endeavours at the national level—frequently led by health authorities and local experts—have encountered challenges in implementing effective controls and/or bans on asbestos use, due to a lack of consensus within the government, underscoring the complexities of multisectoral governance (Kanchanachitra *et al.* 2018).

Text box 4: Whole of government approach to eliminating asbestos-related diseases - case studies

In Australia, the Asbestos Safety and Eradication Agency was established as an independent entity through the Asbestos Safety and Eradication Agency Act 2013. This demonstrates a dedicated commitment to allocate sufficient resources for the eradication of asbestos-related diseases. Its role is to coordinate the implementation of the Asbestos National Strategic Plan. This Plan outlines a phased approach to eliminating asbestos-related diseases in Australia and establishes a framework for all governments to work together to improve asbestos awareness and the safe and effective management, removal and disposal of asbestos. On the 7 December 2023, the agency's functions were expanded to include silica through an amendment of the Asbestos Safety and Eradication Agency Act 2013. The agency's name was also changed to the Asbestos and Silica Safety and Eradication Agency (ASEA 2024).

¹⁸ The results indicated that approximately 38 per cent of locations had low concentrations (up to 400 fibres/m³), 44 per cent exhibited moderate concentrations (400 to 1000 fibres/m³), and 18 per cent recorded high concentrations exceeding 1000 fibres/m³. These findings provide crucial insights into the distribution and levels of asbestos fibres, informing efforts to manage and mitigate airborne asbestos exposure.

In Finland, the Finnish Institute of Occupational Health serves as the lead agency for implementing the Asbestos Programme, owing to its primary role in handling issues related to asbestos exposure in the workplace. Despite being the lead agency, they opted for a collaborative approach, forming a multi-agency task force composed of representatives from six relevant ministries and government agencies to shape and execute the legal reform process (Secretariat of the Pacific Regional Environment Programme [SPREP] 2021).

In the United States of America, the Environmental Protection Agency (EPA) enforces laws and issues regulations aimed at safeguarding the public from asbestos exposure. EPA's mandate covers toxic substances, hazardous air pollutants and hazardous waste. Other agencies, such as the Occupational Safety and Health Administration, Consumer Product Safety Commission and Mine Safety and Health Administration also implement asbestos regulations in line with their respective mandates (US EPA 2024).

Even if intentional commercial uses of asbestos are banned and handling of legacy products is regulated, exposure is possible when handling other minerals (e.g. talc, dolomite and olivine) where asbestos occurs as an impurity¹⁹. As an illustration, a study in 2004 revealed that due to the methods and locations of talc mining, mineral deposits used in the production of goods sold in the United States of America consistently shown contamination with amphibole asbestos, including tremolite and anthophyllite (Van Gosen *et al.* 2004). Asbestos contamination was found in powdered cosmetics (such as eyeshadows), baby powder (US PIRG 2018), crayons and some vermiculite products²⁰ (United States National Cancer Institute [NCI] 2023). For instance, European Union, following the ban on all use of asbestos, in 2021 adopted a supplementary measure – a resolution calling for a European strategy for the removal of all asbestos (European Commission 2022). It is therefore essential to monitor and control any unintentional asbestos contamination of consumer goods, e.g. by requesting sellers of talc and soapstone to provide proof that no asbestos can be detected in the material with the specified analytical methods (European Commission 2022).

Exploring safer alternatives

Since many countries have banned or heavily regulated asbestos use, safer alternatives^{21,22} have been developed for most applications. As in any case of chemical substitution, supplementary research (including life-cycle assessments (LCA)) and monitoring of the asbestos alternatives is warranted to avoid any unintended health and environmental consequences and regrettable substitutions. To make well-informed decisions on asbestos replacement, it is essential to conduct a LCA of potential alternatives. This assessment aims to comprehensively evaluate the environmental, economic, and technical performance of materials free from asbestos.

Recently, the health hazards of asbestos substitutes have been considered and much additional research is required. However, only some of the substitute materials have been assessed for health hazards, and health hazard data has not been sufficient in many cases. The examination of alternatives in a study conducted by Park (2018) concluded that initiatives should be undertaken to reduce workers' exposure to replacement materials devoid of asbestos.

¹⁹ For example: A Dutch investigation of talc in cosmetic products analysed 232 cosmetic products for the presence of asbestiform talc. Two of the products were found to contain asbestiform tremolite fibres in concentrations up to 230 mg/kg and 40 mg/kg product, respectively (Netherlands Food and Consumer Product Safety Authority [NVWA] 2018). And a German investigation of 57 talc powders (technical and cosmetic), asbestos fibres were detected in 13 samples. In ten of the samples the weight content of asbestos ranged from 0.001 to 0.073%. In one talc powder analysed at two occasions, weight contents of 0.18 and 0.19% respectively (European Commission 2022).

²⁰ Mining of asbestos-contaminated vermiculite in Libby, Montana, resulted in an epidemic of asbestos-related disease in that community, and output from the mine is estimated to be installed as insulation in an estimated 15 to 30 million homes (US Food and Drug Administration 2023).

²¹ http://www.ibasecretariat.org/bc_subst_asb_cem_constr_prods.php

²² In the context of this paper, a safer alternative means replacing a hazardous substance with one which poses less or no risk. This may mean changing a production process, substituting a chemical or material, redesigning a product, or making a system change. The safer alternative transition is to identify functionally equivalent alternatives that meet the performance needs of a product while eliminating the hazardous chemical. Transitioning to safer chemicals can be complex. It is crucial that any change towards safer alternatives is made while avoiding regrettable substitution, meaning the replacement of a toxic chemical with one that has either unknown or greater toxic effects.

According to patent data²³ from the United States and Europe, fibrous materials may be considered as an alternative to asbestos. There are many kinds of fibrous materials, which can be classified into synthetic and natural fibres²⁴. However, recent studies brought to light evidence on health hazards, including links to cancers, of fibrous materials used as asbestos substitutes.²⁵

The substitutes for asbestos material, as identified by Leprince in 2007, include:

- a) In the building sector:
 - Mineral wool and ceramic fibre as substitute for asbestos containing insulation or soundproofing.
 - Synthetic vitreous fibres or clay as a substitute for sheets and boards containing asbestos.
 - Cellulose, polypropylene, polyvinyl alcohol fibre, aramid and glass fibres as substitute for asbestos products in cement (Park 2018).
- b) In the textile sector:
 - Polyethylene, polypropylene, polyamide, carbon and glass fibre as substitutes for textile containing asbestos.

It is important to note that these alternatives have not been fully assessed for their overall environmental impacts (e.g. with LCA), so while they are not asbestos, and for some exists evidence of reduced health hazards, they might generate trade-offs with other environmental impacts (e.g. increased greenhouse gas emissions, impacts on biodiversity and water scarcity).

The WHO has assessed the hazards of 14 types of asbestos substitute materials, including para-aramid, attapulgite and carbon fibre (WHO 2005). Also, Harrison *et al.* 1999 has discussed the health hazards of para-aramid, polyvinyl alcohol and cellulose in comparison to chrysotile. According to the studies, the major characteristics related to the health hazards of fibre are its dose, dimensions (especially diameter) and durability.

In summary, even though some substitute materials have been assessed for health hazards, efforts should be enhanced to further assess and to ensure that the substitutes themselves do not have other negative environmental, social or health impacts (Park 2018).

²³ According to patent resources in the United States and Europe, asbestos substitutes have constantly been developed since before 1980 (Forte *et al.* 1975; Fox *et al.* 1979; Bartram *et al.* 1980; Harper *et al.* 1981; Limdeman *et al.* 1982; Malcolm *et al.* 1982; Albertson *et al.* 1983; Brunt *et al.* 1983; Mudd 1983; Tracy *et al.* 1983; Washabaugh 1983; Lancaster *et al.* 1985a; Lancaster *et al.* 1985b; Dougherty *et al.* 1986; Pallo *et al.* 1986; Genba *et al.* 1987; Bauer *et al.* 1990; Wargin 1990; Attard *et al.* 1994; Bachot *et al.* 1995; Bauer *et al.* 1995; Kusuyama 1995; Nakao 1995; Santaren Rome *et al.* 1996; Bachot *et al.* 1997; Latty *et al.* 1997; Bruno Hennecken *et al.* 2002; Velayutha 2002; Krowl 2005). An asbestos-free drywall joint compound was developed in 1975 (Forte *et al.* 1975), an asbestos-free tape sealant was developed in 1979 (Fox *et al.* 1979), and an asbestos-free friction material was developed in 1980 (Bartram *et al.* 1980). An asbestos-free gasket was developed in 1982 (Limdeman *et al.* 1982) and a method of manufacturing an asbestos-free glass fibre reinforced product was developed in 1983 (Brunt *et al.* 1983). Flexible sheet material suitable for use in the manufacture of asbestos-free gaskets was developed in 1985 (Lancaster *et al.* 1985b) and a method of manufacturing aramid-containing friction materials in 1986 (Dougherty *et al.* 1986). In 1996, a fibre-reinforced building material was developed using sepiolite (Santaren Rome *et al.* 1996); in 2002, a press pad composed of an asbestos-free material was developed (Bruno Hennecken *et al.* 2002).

²⁴ Synthetic fibres can be classified into organic and inorganic fibres; synthetic organic fibres include polyamide fibre, polyolefins fibre, polyester fibre, polyurethane fibre, and polyvinyl fibre, and synthetic inorganic fibres include glass filaments, glass wool, refractory ceramic fibres, rock wool, and slag wool fibre. Natural fibres include natural organic fibres such as cotton and hemp and natural inorganic fibres such as attapulgite, erionite (zeolite), nemalite (fibrous brucite), sepiolite, and wollastonite (International Life Sciences Institute [ILSI] 2005, Park 2018)

²⁵ Erionite fibre, which is a mineral fibre, causes malignant mesothelioma and has been classified into Group 1 (carcinogenic to humans) by the International Agency for Research on Cancer (IARC) (International Agency for Research on Cancer [IARC], 2012). Also, refractory ceramic fibres are classified into Group 2B (possibly carcinogenic to humans) by the IARC (IARC 2002) and Group A2 (suspected human carcinogen) by the American Conference of Governmental Industrial Hygienists (ACGIH) as they can cause lung fibrosis (American Conference of Governmental Industrial Hygienists [ACGIH] 2016).

Existing evidence of the adverse impacts of asbestos calls for urgent action

Considering the existing evidence, five options for addressing asbestos contaminants in products and the environment have been suggested to guide relevant stakeholders such as governments, national agencies, industry, academia, civil society organizations and international organizations.

These five options are aligned with the strategic objectives and targets of the Global Framework on Chemicals (GFC). The GFC provides a multi-sectorial and multi-stakeholder platform that is essential in addressing asbestos contamination. It is driving the transformational shift towards innovation to supply safer and more sustainable products and advancement of sustainable consumption and production patterns, including through resource efficiency and circular economy approaches.

In considering the options presented below, it should be noted that legally binding obligations apply for Parties to relevant multilateral environmental agreements, including the Basel and Rotterdam Conventions, and the ILO Conventions, as explained earlier in this paper. Parties may wish to take further action to strengthen capacities for the implementation of relevant provisions.

Integrating these five options—customizing them to suit specific regional and national conditions—is crucial for the efficient handling and alleviation of risks linked to asbestos contamination in both products and the environment.

Option 1: Reinforcing legal frameworks and institutional mechanisms to bolster the elimination of asbestos-related diseases by stopping the use of all types of asbestos and by managing asbestos risks across its entire life cycle. While advancements have been achieved, as indicated by the spread of asbestos bans and restrictions, it is noteworthy that only 69 countries currently enforce asbestos prohibitions (see Figure 5). This emphasizes the need to intensify efforts in implementing asbestos bans in the remaining nations, and further enhance effective implementation of the asbestos related provisions under Basel and Rotterdam Conventions and ILO Conventions. Asbestos containing materials are still responsible for severe human diseases, particularly in areas where there is a lack of coordinated asbestos management plans, reduced awareness about asbestos health risks, or even a delay in the implementation of asbestos-ban. Such issues may be more prevailing in developing countries (Thives *et al.* 2022).

The management of asbestos at the national level typically involves diverse government agencies responsible for regulations, enforcement, labour and health-related aspects. The structure and responsibilities of these agencies can vary across countries. Some nations may even have a dedicated national agency or department exclusively addressing asbestos-related issues (Secretariat of the Pacific Regional Environment Programme [SPREP] 2021). Nevertheless, government agencies are at different stages of maturity in relation to a systematic approach to asbestos removal and only a few have planned, prioritised removal schedules (ASEA 2022b). Hence, fostering enhanced coordination among relevant agencies is imperative for the implementation of a comprehensive and effective asbestos management.

Option 2: Investigating and adopting safer alternatives to asbestos and incorporating innovative and sustainable solutions throughout product value chains, using a life cycle approach. This approach aims to maximize benefits to human health and the environment while actively mitigating risks. In instances where prevention is not feasible, the focus is on minimizing potential risks. Many nations have either prohibited or tightly regulated the use of asbestos, with safer alternatives, having been devised for various purposes. Nonetheless, there is growing concern about the health hazards associated with some asbestos substitutes, necessitating further research due to insufficient health hazard data in many instances. Hence, it is imperative to conduct a thorough life cycle assessment to evaluate the environmental, economic, and technical attributes of materials that are asbestos-free. Also, alternative technologies for dealing with legacy asbestos are available, but it is worthwhile to explore innovative and sustainable options for asbestos waste management. This exploration should take place where these alternatives are proven to be viable and are accompanied by suitable policy and regulatory changes (Khatib *et al.* 2023).

Option 3: Adopting evidence-based strategies to deal with asbestos already in use and to tackle the legacy uses and exposure to asbestos. This includes meticulous asbestos identification, the implementation of safe removal and disposal practices, conducting public awareness campaigns, and providing support to affected communities through rehabilitation efforts. A significant amount of asbestos persists as a historical legacy from its past use in the construction of residential, public, and commercial structures (Ramazzini 2010). Proactive environmentally sound asbestos removal is essential to mitigate the ongoing risk of asbestos contamination

and exposure resulting from deteriorating, disturbed or damaged asbestos containing materials (ASEA 2023b, Khatib *et al.* 2023). This is expected to lead to health and environmental benefits by minimizing asbestos exposure and its impact (ASEA 2023b), but also to improve the long-term sustainability of construction, playing a role in sustaining limited resources overall (Khatib *et al.* 2023). The provision of government incentives is vital for accelerating the environmentally sound and proactive removal of asbestos (ASEA 2023b).

Option 4: Cultivating partnerships and improving resource mobilization, to reinforce capacity-building and advance awareness-raising efforts about the risks of asbestos. This is intended to bolster the effective management of asbestos and materials containing asbestos. Partnerships at the national level exist within the asbestos value chain, for example providing solutions for asbestos removal (Duregger 2021) and conducting research programs (Winters *et al.* 2014). Further exploration is required to enhance collaboration with industry and other key stakeholders. This is crucial for developing effective and efficient strategies related to identification, safe removal, transition to safer alternatives, and proper waste management of asbestos (Vincenten *et al.* 2017). There is a necessity to enhance the mobilization of financial resources, encompassing government grants and subsidies, fostering public-private partnerships, utilizing insurance products, accessing loans and grants from community development financial institutions, and leveraging environmental trust funds. This is crucial to facilitate the removal of asbestos and asbestos-containing materials, including from legacy use. There is a need to enhance capabilities to conduct the identification, removal, replacement and management of asbestos waste securely and cost-effectively, while concurrently launching awareness campaigns to educate consumers, local industries and vulnerable populations about the associated risks. Emphasis is to be placed on the significance of adopting environmentally sound practices.

Option 5: Enhancing the generation of comprehensive knowledge and data, strengthening early diagnosis, treatment, and rehabilitation services, and ensuring access to information concerning asbestos to support informed decision-making and actions. While a considerable amount of information and data is already accessible, certain gaps emerged in the course of preparing this summary paper, such as: a) impact of asbestos and potential effects on ecosystems and wildlife; b) remaining global uses of asbestos; c) magnitude of global asbestos contamination; d) magnitude of asbestos exposure in the aftermath of natural disasters and armed conflicts; e) difference in magnitudes of occupational exposure and environmental exposure to asbestos; f) unintentional asbestos contamination of consumer products, including their origins and pathways of contamination; g) economic factors related to the continued use of asbestos, including the cost of inaction; h) availability of safer alternatives to asbestos; i) trade-offs between minimizing or eliminating asbestos pollution in the construction sector and ensuring energy-efficient buildings within the context of a climate-neutral future; j) potential differential toxicity and carcinogenicity among different types of asbestos fibres; k) existence of systematic surveillance systems at the national level to identify and record the number of mesothelioma cases. Therefore, there is a need to step up the efforts in generating sufficient data and information to underpin informed decision-making and actions.

References

- Albertson CC, Inventor; Borg-Warner Corporation, Assignee (1983). Asbestos-free friction material. United States Patent US 4403047. Sep 6.
- Allen, L. P., Baez, J., Stern, M. E. C., Takahashi, K. and George, F. (2018). Trends and the economic effect of asbestos bans and decline in asbestos consumption and production worldwide. *International Journal of Environmental Research and Public Health* 15(3), 531. <https://doi.org/10.3390/ijerph15030531>.
- American Conference of Governmental Industrial Hygienists [ACGIH] (2016). *Threshold limit values for chemical substances and physical agents & biological exposure indices*. Cincinnati (OH).
- Andersen, A., Glattre, E. and Johansen, B.V. (1993). Incidence of cancer among lighthouse keepers exposed to asbestos in drinking water. *American Journal of Epidemiology* 138(9), 682-687.
- Arachi, D., Furuya, S., David, A., Mangwiwo, A., Chimed-Ochir, O., Lee, K. *et al.* (2021). Development of the ‘National Asbestos Profile’ to eliminate asbestos-related diseases in 195 countries. *International Journal of Environmental Research and Public Health* 18(4): 1804. <https://doi.org/10.3390/ijerph18041804>.
- Asbestos Safety and Eradication Agency of Australia [ASEA] (2021). *Asbestos stocks and flows*. <https://www.asbestossafety.gov.au/sites/default/files/documents/2021-12/Asbestos%20stocks%20and%20flows%20estimate%20in%20Australia.pdf>. Accessed October 2023.
- Asbestos Safety and Eradication Agency of Australia [ASEA] (2022a). *Annual report 2021-22. Asbestos safety*. <https://www.asbestossafety.gov.au/sites/default/files/documents/2022-10/ASEA%20Annual%20Report%202021-22.pdf>.
- Asbestos Safety and Eradication Agency of Australia [ASEA] (2022b). *Asbestos National Strategic Plan Mid-term Progress Report. Implementation 2019 – 23*. <https://www.asbestossafety.gov.au/sites/default/files/documents/2022-09/NSP%202019-2023%20-%20Mid-term%20Progress%20Report%20-%20Final.pdf>.
- Asbestos Safety and Eradication Agency of Australia [ASEA] (2023a). *Asbestos national strategic plan*. <https://www.asbestossafety.gov.au/what-we-do/national-strategic-plan>. Accessed October 2023.
- Asbestos Safety and Eradication Agency of Australia [ASEA] (2023b). *Evaluation of asbestos management and removal options*. https://www.asbestossafety.gov.au/sites/default/files/documents/2023-11/ANSP%20Phase%203%20Development%20-%20Evaluation%20-%20Final%20Report_0.pdf.
- Asbestos Safety and Eradication Agency of Australia [ASEA] (2024). *Official communication with the Australian Department of Climate Change, Energy, the Environment and Water*. Received February 2024.
- Attard P.M. and Espinoza T.A., Inventors; United States Gypsum Company, Assignee (1994). Clay-free, asbestos-free and glass microbubble-free drying type joint compounds. United States Patent US 5336318. Aug 9.
- Avataneo C., Capella S., Lasagna M., De Luca D. A. and Belluso E. (2022a). Extensive characterization of mineral fibres dispersed in the water system from a naturally occurring asbestos (NOA)-rich area. *Società Geologica Italiana*. <https://iris.unito.it/bitstream/2318/1885839/1/Avataneo%20et%20al%2C%202022.pdf>.
- Avataneo C., Petriglieri J.R., Capella S., Tomatis M., Luiso M., Marangoni G. *et al.* (2022b). Chrysotile asbestos migration in air from contaminated water: An experimental simulation. *Journal of Hazardous Materials* 424, 127528.
- Bachot J. and Kuntzburger F. Inventors; Rhone-Poulenc Chimie, Assignee (1997). Process for the preparation of asbestos-free microporous electroconductive substrate. United States Patent US 5626905. May 6.
- Barrett, J. C., Lamb, P. W. and Wiseman, R. W. (1989). Multiple mechanisms for the carcinogenic effects of asbestos and other mineral fibers. *Environmental Health Perspectives* 81, 81–89. <https://doi.org/10.1289/ehp.898181>.
- Bartram D.T., Inventor; Ferodo Ltd., Assignee (1980). Asbestos free friction materials. United States Patent US 4197223. Apr 8.
- Bauer G., Rodel R., Inventors; Frenzelit-Werke GmbH & Co. KG, Assignee (1990). Asbestos-free material for use as sealing, damping, and/or separating element. United States Patent US 4977205. 1990 Dec 11.
- Bauer G., Wolfshofer F. E, Inventors; Frenzelit-Werke GmbH & Co. KG, Assignee (1995). Soft asbestos-free sealing material. United States Patent US 5437920. Aug 1.
- Bautista Sierra, S.D. and Lamus Delgado, M.L. (2019). *Formulacion de un Plan para el Manejo y Disposicion de Materiales que Contienen Asbesto en la Infraestructura de la Institucion Educativa Rural Vijagual de Bucaramanga, Santander. Trabajo de grado para optar el título de Magister en Ciencias y Tecnologías Ambientales, Universidad Santo Tomás*.
- Bruno Hennecken B. and Rolf Espe B., Inventors; Rheinische Filztuchfabrik GmbH, Assignee (2002). Press pad made of asbestos-free material. United States Patent US 6339032. Jan 15.
- Brunt W.H. and Thatcher KC, Inventors; Tegral Technology Ltd., Assignee (1983). Methods of making asbestos-free, glass fibre reinforced, cement composite products and the products of such methods. United States Patent US 4389359. Jun 21.

- Bunderson-Schelvan, M., Pfau, J.C., Crouch, R. and Holian, A. (2011). Nonpulmonary outcomes of asbestos exposure. *Journal of Toxicology and Environmental Health, Part B* 14(1-4), 122–152.
- Campopiano, A., Cannizzaro, A., Olori, A., Angelosanto, F., Bruno, M. R., Sinopoli, F. *et al.* (2020). Environmental contamination by naturally occurring asbestos (NOA): Analysis of sentinel animal lung tissue. *Science of the Total Environment* 25:745:140990. <https://doi.org/10.1016/j.scitotenv.2020.140990>.
- Carbone, M., Baris, Y. I., Bertino, P., Brass, B., Comertpay, S., Dogan, A. U. *et al.* (2011). Erionite exposure in North Dakota and Turkish villages with mesothelioma. *Proceedings of the National Academy of Sciences U.S.A.* 108, 13618–13623. <https://doi.org/10.1073/pnas.1105887108>.
- Carbone, M. and Yang, H. (2012). Molecular pathways: targeting mechanisms of asbestos and erionite carcinogenesis in mesothelioma. *Clinical Cancer Research* 18, 598–604. <https://doi.org/10.1158/1078-0432.CCR-11-2259>.
- Choi, J.K., Paek, D.M. and Paik, N. W. (1998). The production, the use, the number of workers and exposure level of asbestos in Korea. *Journal of Korean Society of Occupational & Environmental Hygiene* 8(2), 242-253.
- Cunningham, H.M. and Pontefract, R. (1971). Asbestos fibers in beverages and drinking water. *Nature* 232, 332–333. doi:10.1038/232332a0.
- D’Agostin, F., De Michieli, P. and Negro, C. (2018). Mesothelioma from household asbestos exposure. *Journal of Lung Health and Diseases*. <https://doi.org/10.29245/2689-999X/2017/1.1110>.
- Di Ciaula, A. and Gennaro, V. (2016). Rischio clinico da ingestione di fibre di amianto in acqua potabile. *Epidemiologia e Prevenzione* 40(6), 472–475.[In Italian]
- Di Ciaula, A. (2017). Asbestos ingestion and gastrointestinal cancer: A possible underestimated hazard. *Expert Review of Gastroenterology & Hepatology* 11(5), 419–425.
- Dougherty, P.H. and Gallagher, J.P., Inventors; Friction Division Products Inc., Assignee (1986). Aramid containing friction materials and method of producing the same. European Patent EP 0074838 B1. Dec 3.
- Duregger, N. N. (2021). Master thesis: The asbestos roofing issue. An assessment of initiatives and governance arrangements for the removal of asbestos roofs in The Netherlands. <https://frw.studenttheses.ub.rug.nl/3669/1/The%20asbestos%20roofing%20issue%20-%20Masterthesis%20Niek%20Duregger%20%28s1683985%20-%2025414703%29.pdf>.
- Emmett, E. A. and Cakouros, B. (2017). Communities at high risk in the third wave of mesothelioma. In *Asbestos and Mesothelioma. Current Cancer Research*. Testa, J. (ed). New York: Springer, Cham. https://doi.org/10.1007/978-3-319-53560-9_5.
- European Commission (2013). *Report on the current situation in relation to occupational diseases' systems in EU Member States and EFTA/EEA countries, in particular relative to Commission Recommendation 2003/670/EC concerning the European Schedule of Occupational Diseases and gathering of data on relevant related aspects*.
- European Commission (2022). Commission staff working document impact assessment. Proposal for a Directive of the European Parliament and of the Council amending Directive 2009/148/EC on the protection of workers from the risks related to exposure to asbestos at work. https://eur-lex.europa.eu/legal-content/EN/TXT/PDF/?uri=CONSIL:ST_12863_2022_ADD_2&qid=1673446822849&from=EN. Accessed October 2023.
- Fire Safe Council Santa Barbara County (2023). Asbestos and natural disasters guide. <https://sbfiresafecouncil.org/asbestos-and-natural-disasters-guide/>. Accessed September 2023.
- Forte, W.B. and Mudd, P.J., Inventors; National Gypsum Company, Assignee (1975). Asbestos-free drywall joint compound utilizing attapulgite clay as asbestos substitute. United States Patent US 3907725. Sep 23.
- Fox, R.A. and Mortimer, B.T., Inventors; Standard Oil Company, Assignee (1979). Asbestos-free tape sealant. United States Patent US 4176097. Nov 27.
- Frank, A. L. (2020). Global use of asbestos - legitimate and illegitimate issues. *Journal of Occupational Medicine and Toxicology* 15, 16. <https://doi.org/10.1186/s12995-020-00267-y>. <https://www.ncbi.nlm.nih.gov/pmc/articles/PMC7294762/>.
- French Institute for Public Health surveillance (2011). *Indicators in Occupational Health. Occupational risks due to asbestos*. <http://www.invs.sante.fr>.
- Genba T., Mizobe A., Okazaki M. and Itadani S., Inventors; Kuraray Co., Ltd., Assignee (1987). Asbestos-free, hydraulic inorganic material-based sheet products and process for their production. European Patent EP 0225932 A1. Jun 21.
- Godish, D. (1989). Asbestos exposure in schools. *Journal of School Health* 59, 362–363. <https://doi.org/10.1111/j.1746-1561.1989.tb04746.x>.
- Goldberg M. and Luce D. (2009). The health impact of nonoccupational exposure to asbestos: What do we know? *European Journal of Cancer Prevention* 18(6), 489–503.
- Gordon, R. E., Fitzgerald, S. and Millette, J. (2014). Asbestos in commercial cosmetic talcum powder as a cause of mesothelioma in women. *International Journal of Occupational and Environmental Health* 20(4), 318-332.

- Government of Canada (2023). *National inventory of asbestos in Public Services and Procurement Canada buildings*. <https://www.tpsgc-pwgsc.gc.ca/biens-property/ami-asb/invamiante-asbestosinv-eng.html#s1>. Accessed October 2023.
- Gualtieri, A., Mangano, D., Gualtieri, M., Ricchi, A., Foresti, E., Lesci, G. *et al.* (2009). Ambient monitoring of asbestos in selected Italian living areas. *Journal of Environmental Management* 90, 3540–3552.
- Harper, S. and Johnson, A. Inventors; Cape Boards & Panels Ltd., Assignee (1981). Building boards and sheets, process and composition for producing them. European Patent EP 0033796 A2. Aug 19.
- Harrison, P.T., Levy, L.S., Patrick, G., Pigott, G.H. and Smith L.L. (1999). Comparative hazards of chrysotile asbestos and its substitutes: A European perspective. *Environmental Health Perspectives* 107(8), 607-611.
- Henderson, D.W., Leigh, J. (2017). The history of asbestos utilization and recognition of asbestos-induced disease. In *Asbestos: risk assessment, epidemiology and health effects* (eds.) Dodson, R. F. and Hammar, S. Boca Raton: CRC Press. 1–27.
- Huh, D.-A., Chae, W.-R., Choi, Y.-H., Kang, M.-S., Lee, Y.-J. and Moon, K.-W. (2022). Disease latency according to asbestos exposure characteristics among malignant mesothelioma and asbestos-related lung cancer cases in South Korea. *International Journal of Environmental Research and Public Health* 19(23), 15934. <https://doi.org/10.3390/ijerph192315934>.
- Indiana Department of Environmental Management (2023). *Asbestos. Health Risks and Environmental Impacts*. <https://www.in.gov/idem/asbestos/health-risks-and-environmental-impacts/#:~:text=When%20construction%2C%20demolition%2C%20mining%2C,and%20redistributed%20into%20the%20air>. Accessed September 2023.
- Ingravalle, F., Ceballos, L.A., D'Errico, V., Mirabelli, D., Capella, S., Belluso, E. *et al.* (2020). Wild rats as urban detectives for latent sources of asbestos contamination. *Science of The Total Environment* 729(10), 138925. <https://doi.org/10.1016/j.scitotenv.2020.138925>.
- International Agency for Research on Cancer [IARC] (1987). *IARC monographs on the evaluation of carcinogenic risks to humans: Overall evaluations of carcinogenicity: updating of IARC monographs volumes 1 to 42 (supplement 7)*, IARC, Lyon.
- International Agency for Research on Cancer [IARC] (2002). *IARC monographs on the evaluation of carcinogenic risk to humans: Man-made vitreous fibres*, 81, IARC, Lyon.
- International Agency for Research on Cancer [IARC] (2012). *Arsenic, Metals, Fibres and Dusts: A Review of Human Carcinogens. IARC Monographs on the Evaluation of Carcinogenic Risks to Humans* 100C, IARC, Lyon.
- International Labour Organisation [ILO] (2009). *Identification and recognition of occupational diseases: Criteria for incorporating diseases in the ILO list of occupational diseases. Identification and recognition of occupational diseases: Criteria for incorporating diseases in the ILO list of occupational diseases*. Meeting of Experts on the Revision of the List of Occupational Diseases (Recommendation No. 194). (Geneva, 27–30 October 2009). https://www.ilo.org/wcmsp5/groups/public/@ed_protect/@protrav/@safework/documents/meetingdocument/wcms_116820.pdf.
- International Labour Organisation [ILO] (2010). *ILO List of Occupational Diseases* (revised 2010). https://www.ilo.org/wcmsp5/groups/public/---ed_protect/---protrav/---safework/documents/publication/wcms_125137.pdf.
- International Labour Organisation [ILO] (2019). *Mozambique Cyclone Idai. Post disaster needs assessment*. https://www.ilo.org/wcmsp5/groups/public/---ed_emp/documents/publication/wcms_704473.pdf.
- International Labour Organisation [ILO] (2023). *Chemicals and climate change in the world of work: Impacts for occupational safety and health*. https://www.ilo.org/wcmsp5/groups/public/---ed_dialogue/---lab_admin/documents/publication/wcms_887111.pdf.
- International Life Sciences Institute [ILSI] (2005). Risk Science Institute Working Group testing of fibrous particles: short-term assays. *Inhalation Toxicology* 17, 497-537.
- International Social Security Association [ISSA] (2007). *Asbestos: Protecting the future and coping with the past. Technical Report 08*. https://www1.issa.int/sites/default/files/documents/publications/TR-08-2_en-25414.pdf.
- Institute for International Research, Development, Evaluation and Counselling (2013). *Asbestos-related occupational diseases in Central and East European Countries*. <https://solum.org.tr/TusadData/userfiles/file/asbestos.pdf>.
- Jacques, O. and Pienitz, R. (2022). Asbestos mining waste impacts on the sedimentological evolution of the Bécancour chain of lakes, southern Quebec (Canada). *Science of The Total Environment* 807(3), 151079.
- Japan, Research Office on Environment (2008). *Research report on the implementation of legislations on asbestos, FY2007*. Tokyo: Research Bureau, House of Representative, Japan [in Japanese]. [https://www.shugiin.go.jp/internet/itdb_rchome.nsf/html/rchome/shiryo/kankyo_200803_ishiwata_houkokusho.pdf/\\$File/kankyo_200803_ishiwata_houkokusho.pdf](https://www.shugiin.go.jp/internet/itdb_rchome.nsf/html/rchome/shiryo/kankyo_200803_ishiwata_houkokusho.pdf/$File/kankyo_200803_ishiwata_houkokusho.pdf). Accessed 4 October 2023.

- Japan, Ministry of Health, Labour and Welfare (2023). *Summary of claims and decisions regarding workers' compensation insurance benefits related to asbestos-related illnesses in FY 2022 (preliminary figures)*. Tokyo: Ministry of Health, Labour and Welfare [in Japanese]. <https://www.mhlw.go.jp/content/11201000/001107940.pdf>. Accessed 4 October 2023.
- Kanchanachitra, C., Tangcharoensathien, V., Patcharanarumol W., *et al.* (2018). Multisectoral governance for health: Challenges in implementing a total ban on chrysotile asbestos in Thailand. *BMJ Global Health* 3:e000383. <https://doi.org/10.1136/bmjgh-2017-000383>.
- Khatib, G. F., Hollins, I. and Ross, J. (2023). Managing asbestos waste using technological alternatives to approved deep burial landfill methods: An Australian perspective. *Sustainability* 15(5), 4066. <https://doi.org/10.3390/su15054066>.
- Kim, S.J., Williams, D., Cheresh, P. and Kamp, D.W. (2013). Asbestos-induced gastrointestinal cancer: An update. *Journal of Gastrointestinal & Digestive System* 3(3), 135. <http://dx.doi.org/10.4172/2161-069X.1000135>.
- Kim, Y-C., Hong, W-H. and Zhang Y-L. (2015). Development of a model to calculate asbestos fiber from damaged asbestos slates depending on the degree of damage. *Journal of Cleaner Production* 86, 88-97. <https://doi.org/10.1016/j.jclepro.2014.08.092>.
- Kim, Y-C., Zhang Y-L., Park, W-J., Cha, G-W. and Hong, W-H. (2020). Quantifying asbestos fibers in post-disaster situations: Preventive strategies for damage control. *International Journal of Disaster Risk Reduction* 48, 101563. <https://www.sciencedirect.com/science/article/pii/S2212420919313354#bib8>.
- Klotter, J. (2002). Toxic air near ground zero. *Townsend Letter for Doctors & Patients* 226, 31-32.
- Klojzy-Karczmarczyk, B. and Staszczak, J. (2022). The pace of removing asbestos-containing products in Poland and the forecast time for the completion of this process. *Gospodarka Surowcami Mineralnymi – Mineral Resources Management* 38(3), 191-207. <https://doi.org/10.24425/gsm.2022.143018>.
- Krówczynska, M. and Wilk, E. (2019). Environmental and occupational exposure to asbestos as a result of consumption and use in Poland. *International Journal of Environmental Research and Public Health* 16(14), 2611. <https://doi.org/10.3390/ijerph16142611>.
- Krowl T.R., Inventor; Bnz Materials, Inc., Assignee (2005). Calcium silicate insulating material containing blast furnace slag cement. United States Patent US 6869475 B1. Mar 22.
- Kusuyama T., Inventor; Toyo Tanso Co., Ltd., Assignee (1995). Production method of expanded graphite sheet and expanded graphite sheet obtained thereby. European Patent EP 0579879 B1. Oct 11.
- Lacourt, A., Gramond, C., Rolland, P. *et al.* (2014). Occupational and non-occupational attributable risk of asbestos exposure for malignant pleural mesothelioma. *Thorax* 69532.
- LaDou, J. (2004). The asbestos cancer epidemic. *Environmental Health Perspectives* 112, 285–290. <https://doi.org/10.1289/ehp.6704>.
- Lancaster, R.A., Mckenzie, N.C. and Hargreaves, B., Inventors; T&N Materials Research Ltd., Assignee (1985a). Asbestos-free sheet material for spiral wound gasket. United States Patent US 4529662. Jul 16.
- Lancaster, R.A., Mckenzie, N.C. and Hargreaves, B., Inventors; T&N Materials Research Ltd., Assignee (1985b). Flexible asbestos-free gasket material. United States Patent US 4529663. Jul 16.
- Landrigan, P. J. (1992). The third wave of asbestos disease: exposure to asbestos in place – Public health control. Introduction. *Annals of the New York Academy of Sciences* 643, xv–xvi.
- Latty C.X. and Brou C., Inventors; Latty International S.A., Assignee (1997). Valve stem packing. European Patent EP 0779460 A1. Jun 18.
- Lee, K. M., Godderis, L., Furuya, S., Kim, Y. J. and Kang, D. (2021). Comparison of asbestos victim relief available outside of conventional occupational compensation schemes. *International Journal of Environmental Research and Public Health* 18(10), 5236. <https://doi.org/10.3390/ijerph18105236>. <https://www.ncbi.nlm.nih.gov/pmc/articles/PMC8156294/>.
- Leprince, A. (2007). Asbestos: Protecting the future and coping with the past. *International Social Security Association (ISSA)*. Technical Report No.: 08.
- L´evesque, A., B´elanger, N., Poder, T.G., Filotas, E. and Dupras, J. (2020). From white to green gold: Digging into public expectations and preferences for ecological restoration of asbestos mines in southeastern Quebec, Canada. *The Extractive Industries and Society* 7(4), 1411-1423.
- Limdeman, C.M. and Andrew, R.D., Inventors; Armstrong World Industries Inc., Assignee (1982). Asbestos-free gasket forming compositions. United States Patent US 4330442. May 18.
- Luus, K. (2007). Asbestos: mining exposure, health effects and policy implications. *McGill Journal of Medicine* 10(2), 121-126. <https://www.ncbi.nlm.nih.gov/pmc/articles/PMC2323486/>.
- Malcolm, B. and Sunderland, H.L., Inventors; TBA Industrial Products Ltd., Assignee (1982). Improvements in and relating to glass fabrics. European Patent EP 0044614 A2. Jan 27.

- Mandrioli, D., Schlunssen, V., Adam, B., Cohen, R. A., Colosio, C., Chen, W. *et al.* (2018). WHO/ILO work-related burden of disease and injury: Protocol for systematic reviews of occupational exposure to dusts and/or fibres and of the effect of occupational exposure to dusts and/or fibres on pneumoconiosis. *Environment International* 119, 174–185.
- Ministry of Development and Technology (2024). Official communication with the Embassy of the Republic of Poland in Nairobi. Received January 2024.
- Mudd P.J., Inventor; National Gypsum Company, Assignee (1983). Asbestos-free drywall joint compound utilizing sepiolite clay as asbestos substitute. United States Patent US 4370167. Jan 25.
- Murr, L. and Kloska, K. (1976). The detection and analysis of particulates in municipal water supplies by transmission electron microscopy. *Water Research* 10(5), 469–477.
- Natural Resources Canada (2006). *Canadian Minerals Yearbook, 2006. Ottawa, Ontario: Natural Resources Canada; 2006. Chrysotile.* <http://www.nrcan.gc.ca/mms-smm/busi-indu/cmy-amc/content/2006/20.pdf>. Accessed October 2023.
- Nakao S., Inventor; Nippon Reinz Co., Ltd., Assignee (1995). Asbestos-free composition for gasket containing an oil absorbent agent and gaskets including the composition. United States Patent US 5443887. 1995 Aug 22.
- Netherlands Food and Consumer Product Safety Authority [NVWA] (2018). *Asbestos in cosmetic products. Study of asbestos in talc-containing cosmetic products.* <https://english.nvwa.nl/documents/consumers/products/cosmetics/documents/asbestos-in-cosmetic-products>.
- Office of the Auditor General of Australia (2015). *Asbestos Management in Public Sector Agencies. Coordination across the public sector.* <https://audit.wa.gov.au/reports-and-publications/reports/asbestos-management-public-sector-agencies/detailed-findings/coordination-across-public-sector/>. Accessed November 2023.
- Olsen, N. J., Franklin, P. J., Reid, A., De Klerk, N. H., Threlfall, T. J., Shilkin, K., *et al.* (2011). Increasing incidence of malignant mesothelioma after exposure to asbestos during home maintenance and renovation. *Medical Journal of Australia*. 195, 271–274. <https://doi.org/10.5694/mja11.10125>.
- Pallo J.M. and Kotyuk B.L., Inventors; Manville Service Corporation, Assignee (1986). Refractory fiber rope packing. United States Patent US 4581882. Apr 15.
- Park, S.-H. (2018). Types and health hazards of fibrous materials used as asbestos substitutes. *Safety and Health at Work* 9(3), 360–364. <https://doi.org/10.1016/j.shaw.2018.05.001>.
- Pega, F., Hamzaoui, H., Nafradi, B. and Momen, N. C. (2022). Global, regional and national burden of disease attributable to 19 selected occupational risk factors for 183 countries, 2000–2016: A systematic analysis from the WHO/ILO Joint Estimates of the Work-related Burden of Disease and Injury. *Scandinavian Journal of Work, Environment & Health* 48(2), 158–168. <https://doi.org/10.5271/sjweh.4001>.
- Pena-Castro, M., Montero-Acosta, M., Saba, M. (2023). A critical review of asbestos concentrations in water and air, according to exposure sources. *Heliyon* 9 (2023) e15730. [https://www.cell.com/heliyon/pdf/S2405-8440\(23\)02937-7.pdf](https://www.cell.com/heliyon/pdf/S2405-8440(23)02937-7.pdf).
- Powell, J., Jain, P., Bigger, A. and Townsend, T.G. (2015). Development and application of a framework to examine the occurrence of hazardous components in discarded construction and demolition debris: case study of asbestos-containing material and lead-based paint. *Journal of Hazardous, Toxic and Radioactive Waste* 19(4), 05015001, 10.1061/(ASCE)HZ.2153-5515.0000266.
- Puleio, R., Schiavo, M. R., Macaluso, G., Manno, C., and Loria, G. R. (2013). The use of wild animal models to detect evidence of environmental contamination by asbestos-like substance. *The Veterinary Record* 172(15), 398. <https://doi.org/10.1136/vr.101365>.
- Punurai, W. and Davis, P. (2017). Prediction of asbestos cement water pipe aging and pipe prioritization using monte carlo simulation. *Engineering Journal* 21(2), 1–13. <https://doi.org/10.4186/ej.2017.21.2.1>.
- Queensland Government (2022). *Statewide Strategic Plan for the Safe Management of Asbestos in Queensland 2022–2025.* <https://www.asbestos.qld.gov.au/sites/default/files/2022-08/statewide-strategic-plan-safe-management-asbestos-2022-2025.pdf>.
- Quezada, G., Devaraj, D., McLaughlin, J. and Hanson, R. (2018) Asbestos Safety Futures Managing risks and embracing opportunities for Australia’s asbestos legacy in the digital age. Commonwealth Scientific and Industrial Research Organisation (CSIRO), Canberra. https://www.asbestossafety.gov.au/sites/default/files/documents/2018-11/Asbestos%20safety%20futures_Report.pdf.
- Rackley, S. A. (2017). Carbon capture and storage. Second Edition. <https://shop.elsevier.com/books/carbon-capture-and-storage/rackley/978-0-12-812041-5>.
- Rake, C., Gilham, C., Hatch, J., Darnton, A., Hodgson, J. and Peto, J. (2009). Occupational, domestic and environmental mesothelioma risks in the British population: a case-control study. *British Journal of Cancer* 100, 1175–1183.
- Ramazzini, C. (2010). Asbestos is still with us: repeat call for a universal ban. *Archives of Environmental & Occupational Health* 65, 121–126. <https://doi.org/10.1080/19338241003776104>.

- Reid, A., De Klerk, N. H., Magnani, C., Ferrante, D., Berry, G., Musk, A. W. *et al.* (2014). Mesothelioma risk after 40 years since first exposure to asbestos: a pooled analysis. *Thorax* 69, 843–850.
- Ricchiuti, C., Bloise, A. and Punturo, R. (2020). Occurrence of asbestos in soils: state of the art. *Episodes* 2020; 43(3): 881-891. <https://doi.org/10.18814/epiugs/2020/0200s06>.
- Rotterdam Convention Secretariat (2023). *Industrial Chemicals, especially asbestos, management in the Asia-Pacific Region: funded by the Government of Japan*. <https://www.pic.int/Implementation/IndustrialChemicals/Activities/AsbestosProject/tabid/4696/language/en-US/Default.aspx>. Accessed November 2023.
- Santaren Rome, J., Alvarez Berenguer, A. and Guillon R.D., Inventors; Tolsa, S.A, Assignee (1996). Use of sepiolite in manufacturing processes of fiber reinforced products containing mica. European Patent EP 0454222 B1. Jan 3.
- Schlüsssen, V., Mandrioli, D., Pega, F., Momen, N. C., Adam, B., Chen, W. *et al.* (2023). The prevalences and levels of occupational exposure to dusts and/or fibres (silica, asbestos and coal): A systematic review and meta-analysis from the WHO/ILO Joint Estimates of the Work-related Burden of Disease and Injury. *Environment International* 107980.
- Secretariat of the Pacific Regional Environment Programme [SPREP] (2021). *Asbestos Management Policy and Regulation for Pacific Island Countries and Timor Leste*. <https://pacwasteplus.org/wp-content/uploads/2021/11/Asbestos-Ban-Policy-Brief-Final.pdf>.
- Shemang, E.M., Mickus, K., Odirile, P.T., Atanga, M.B.S., Suh, C.E. and Tsheboeng, A.P. (2014). The Closing of a Mine: A Case Study of the Effectiveness of Rehabilitation Works at the Moshaneng Asbestos Mine, Botswana. *International Journal of Environmental Protection* 4(8), 88-100.
- Spasiano, D., and Pirozzi, F. (2017). Treatments of asbestos containing wastes. *Journal of Environmental Management* 204, 82–91. doi: 10.1016/j.jenvman.2017.08.038.
- Tracy, D.H., Otto, J.B., Amio, B.M. and Callan, E.L., Inventors; Rogers Corporation, Assignee (1983). Compressible soft asbestos-free gasket material. United States Patent US 4387178. Jun 7.
- United Nations Environment Programme [UNEP] (2019). *Global Chemicals Outlook II. From Legacies to Innovative Solutions: Implementing the 2030 Agenda for Sustainable Development*. <https://www.unep.org/explore-topics/chemicals-waste/what-we-do/policy-and-governance/global-chemicals-outlook>.
- United States Environment Protection Agency [US EPA] (2023). *Asbestos Laws and Regulations*. [https://www.epa.gov/asbestos/asbestos-laws-and-regulations#:~:text=Asbestos%20Information%20Act%20\(Public%20Law,report%20production%20to%20the%20EPA](https://www.epa.gov/asbestos/asbestos-laws-and-regulations#:~:text=Asbestos%20Information%20Act%20(Public%20Law,report%20production%20to%20the%20EPA). Accessed October 2023.
- United States Environment Protection Agency [US EPA] (2024). Official communication with the Embassy of the United States of America in Nairobi. Received January 2024.
- United States Food and Drug Administration (2023). *Talc*. <https://www.fda.gov>. Accessed November 2023.
- United States Geological Survey [USGS] (2023). *Mineral Commodity Summaries 2023. U.S. Geological Survey*. <https://doi.org/10.3133/mcs2023>. <https://pubs.usgs.gov/periodicals/mcs2023/mcs2023.pdf>. Accessed 5 October 2023.
- United States National Cancer Institute [NIH] (2023). *Asbestos Exposure and Cancer Risk*. <https://www.cancer.gov/about-cancer/causes-prevention/risk/substances/asbestos/asbestos-fact-sheet>. Accessed October 2023.
- US PIRG (2018). *In Your Face: Makeup found to be contaminated with asbestos*. <https://pirg.org/edfund/resources/in-your-face/>.
- Van Gosen, B.S., Lowers, H.A., Sutley, S.J. and Gent, C.A (2004). Using the geologic setting of talc deposits as an indicator of amphibole asbestos content. *Environmental Geology*. 45, 920-939.
- Van Laarhoven, K., van Steen, J. and van der Hulst, F. (2021). CT scans of asbestos cement pipes as a reference for condition assessment of water mains. *Water* 13(17), 2391. <https://doi.org/10.3390/w13172391>.
- Varga, C. (2000). Asbestos fibres in drinking water: are they carcinogenic or not?, *Medical Hypotheses* 55(3), 225–226.
- Velayutha R., Inventor; Westinghouse Air Brake Co., Assignee (2002). Polymer based backing plates for railway brake shoes and disc pads. United States Patent US 6474452. Nov 5.
- Vincenten, J., George, F., Martuzzi, M., Schröder-Bäck, P. and Paunovic, E. (2017). Barriers and facilitators to the elimination of asbestos-related diseases—stakeholders’ perspectives. *International Journal of Environmental Research and Public Health* 14(10), 1269. <https://doi.org/10.3390/ijerph14101269>.
- Virta, R. L. (2005). Mineral Commodity Profiles – Asbestos. USGS Circular 1255-KK. Reston, VA: U.S. Geological Survey, 1–56. https://pubs.usgs.gov/circ/2005/1255/kk/Circ_1255KK.pdf. Accessed 5 October 2023.
- Wallis, S. L., Emmett, E. A., Hardy, R., Casper, B., B., Blanchon, D. J., Testa, J. *et al.* (2020). Challenging Global Waste Management – Bioremediation to Detoxify Asbestos. *Frontiers in Environmental Science and Toxicology, Pollution and the Environment* 8. <https://doi.org/10.3389/fenvs.2020.00020>.

- Wang, D. and Cullimore, D.R. (2010). Bacteriological challenges to asbestos cement water distribution pipelines. *Journal of Environmental Sciences* 22(8), 1203–1208.
- Wargin, R.V., Inventor; Fichtel& Sachs AG, Assignee. (1990) Asbestos free friction element. European Patent EP 0183335 B1. Aug 22.
- Washabaugh, F.J., Inventor; Engelhard Corporation, Assignee (1983). Asbestos-free friction materials incorporation attapulgite clay. United States Patent US 4373037. Feb 8.
- Winters, C. A., Kuntz, S. W., Weinert, C. and Black, B. (2014). A case study exploring research communication and engagement in a rural community experiencing an environmental disaster. *Applied Environmental Education & Communication* 13:4, 213-226, <https://doi.org/10.1080/1533015X.2014.970718>
- World Health Organization [WHO] (2005). *Report of the World Health Organization workshop on mechanisms of fibre carcinogenesis and assessment of chrysotile asbestos substitutes*. UNEP/FAO/RC/COP.4/INF/16.
- World Health Organization [WHO] (2021). *Asbestos in drinking-water. Background document for development of WHO Guidelines for drinking-water quality*. WHO/HEP/ECH/WSH/2021.4. <https://iris.who.int/bitstream/handle/10665/350932/WHO-HEP-ECH-WSH-2021.4-eng.pdf>.
- World Health Organization [WHO] (2014a). *Water safety in distribution systems*. https://www.who.int/water_sanitation_health/publications/Water_safety_distribution_systems_2014v1.pdf.
- World Health Organization [WHO] (2014b). *Chrysotile Asbestos*. https://iris.who.int/bitstream/handle/10665/143649/9789241564816_eng.pdf. Accessed 4 October 2023.
- World Health Organization [WHO] (2018a). *Evidence shows banning asbestos has no negative economic impact*. News Release. <https://www.who.int/europe/news/item/19-04-2018-evidence-shows-banning-asbestos-has-no-negative-economic-impact#:~:text=For%20example%2C%20the%20annual%20global,US%24%202.3%20billion%20per%20year.> Accessed September 2023.
- World Health Organization [WHO] (2018b). *Elimination of asbestos-related diseases*. Geneva: World Health Organization.
- World Health Organization [WHO] and International Labour Organization [ILO] (2021). *WHO/ILO joint estimates of the work-related burden of disease and injury 2000-2016: Global Monitoring Report*. Geneva: World Health Organization. https://www.ilo.org/wcmsp5/groups/public/---ed_dialogue/---lab_admin/documents/publication/wcms_819788.pdf.
- World Health Organization [WHO] (2022). *Guidelines for drinking-water Quality (GDWQ). Chapter 12: Chemical Fact Sheets*. https://cdn.who.int/media/docs/default-source/wash-documents/water-safety-and-quality/chemical-fact-sheets-2022/asbestos-fact-sheet-2022.pdf?sfvrsn=f55be607_1&download=true.
- World Bank, United Nations Conference on Trade and Development (UNCTAD), International Trade Center (ITC), United Nations Statistical Division (UNSD), World Trade Organization (WTO) (2023a). *World Integrated Trade Solution (WITS). Asbestos exports by country in 2021*. <https://wits.worldbank.org/trade/comtrade/en/country/ALL/year/2021/tradeflow/Exports/partner/WLD/product/252400>. Accessed in October 2023.
- World Bank, United Nations Conference on Trade and Development (UNCTAD), International Trade Center (ITC), United Nations Statistical Division (UNSD), World Trade Organization (WTO) (2023b). *World Integrated Trade Solution (WITS). Asbestos imports by country in 2021*. <https://wits.worldbank.org/trade/comtrade/en/country/ALL/year/2021/tradeflow/Imports/partner/WLD/product/252400>. Accessed in October 2023.
- Zavašnik, J., Šestan, A. and Škapin, S. (2022). Degradation of asbestos – Reinforced water supply cement pipes after a long-term operation. *Chemosphere* 287(1), 131977. <https://doi.org/10.1016/j.Chemosphere.2021.131977>.
- Zou, H., Wang, T., Wang, ZL. *et al.* (2023). Continuing large-scale global trade and illegal trade of highly hazardous chemicals. *Nature Sustainability* 6, 1394–1405. <https://doi.org/10.1038/s41893-023-01158-w>.